

4 Bottomland Forest



Swamp White Oak (Tree)



Pin Oak (Tree)



Buttonbush (Shrub)

5 Front Walkway



Lance-leaf Coreopsis



River Birch (Tree)



Prairie Dropseed



Gray Dogwood (Tree)

6 Prairie



Leadplant



Yellow Coneflower




False Sunflower




Black-eyed Susan



Wild Bergamot




Milkweed



Purple Coneflower

7 Green Roof



Prickly Pear



Spiderwort



Side Oats Grama



Broom Sedge



The National Great Rivers Research & Education Center

Plant MAP



Find us on Facebook



www.facebook.com

www.flickr.com

twitter.com

[/ngrrec](https://twitter.com/ngrrec)

Share your plant photos with the hashtag **#NGRRECplants**

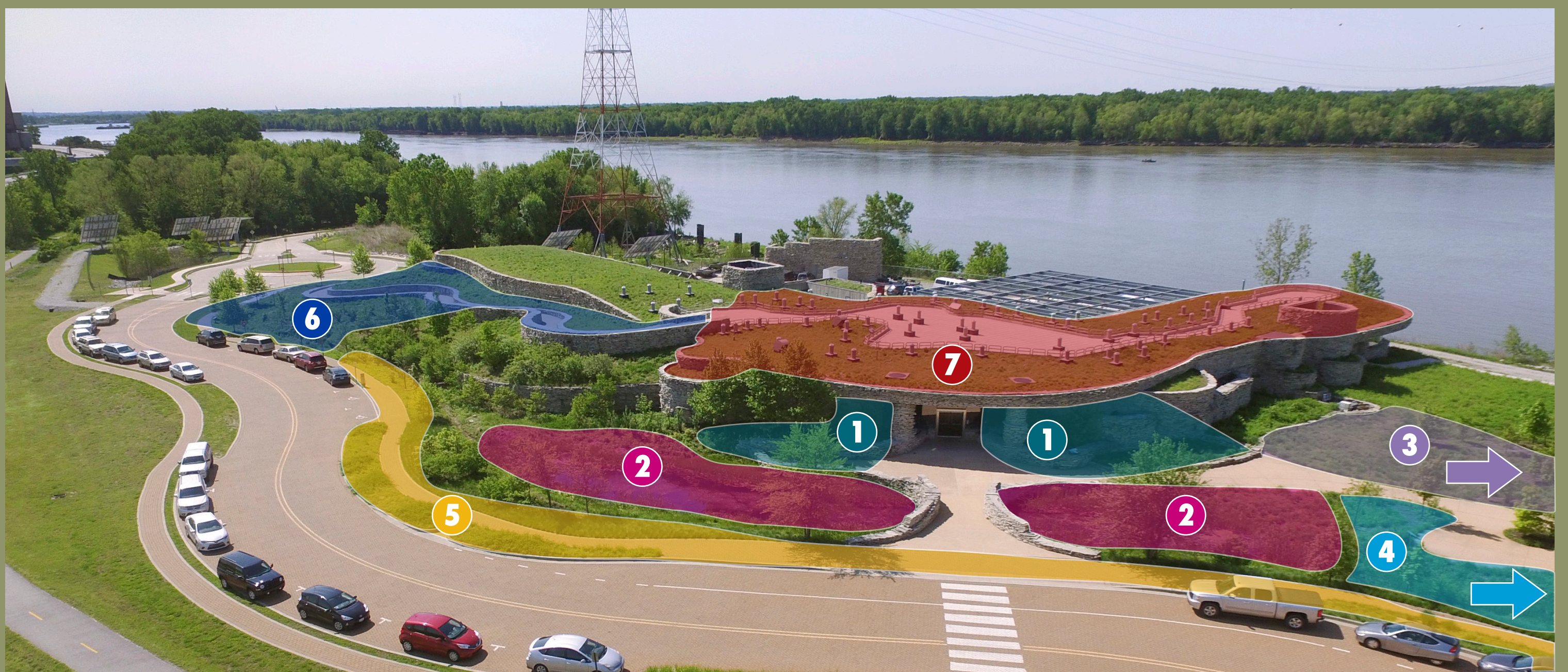
www.ngrrec.org

Nation Great Rivers Research and Education Center
One Confluence Way,
East Alton, IL 62024









The National Great Rivers Research & Education Center








Please use this map to find the native plants that call NGRREC home.






1 Front Entrance Beds

-  Wild Columbine
-  Maidenhair Fern
-  Deciduous Holly
-  Sycamore (Tree)
-  Maidenhair Fern
-  Sycamore (Tree)

2 Dragonfly Pond

-  Pickerel Weed
-  Cattails
-  Arrowhead

3 Savannah/Oak-Hickory Forest

-  Butterfly Weed
-  White Oak (Tree)
-  Illinois Bundleflower
-  Purple Prairie Clover
-  Fragrant Sumac